

THE

ORIGINAL

AMERICAN

CUSTOM

DRUM

COMPANY

dw[®]



Roland Martinez | Quality Assurance | 6 years



Pastor Jacobo | Satin Lead | 7 years



Armando Ochoa | Lacquer Technician | 7 years



Guillermo Arambula
Quality Control Manager | 30 years



Jose Bravo | Hardware Assembly Technician | 14.5 years



Ildefonso Arambula | Drums Operations Manager | 31 years



Francisco Pelayo | Drilling/Edging Lead | 9 years



Louis Garcia | Custom Painter-Supervisor | 17.5 years



Jimmy Arambula
Shipping Manager | 9 years



Maria Avila | Drum Assembly Lead | 7 years



Shon Smith | Custom Shell Shop Supervisor | 8.5 years



Mateo Gaytan | Lacquer Technician | 15.5 years



Omar Cordero | Machine Shop & Hardware Supervisor | 6.5 years



Geneviva Arambula
Finish Ply Lead | 22 years



TABLE OF CONTENTS

2-3 | DW Passion & Table of Contents

4-13 | Collector's Series

14-21 | Jazz Series

22-29 | Classics Series

30-31 | Snare Introduction

32-33 | Super Solid/ Wood Snares

34-35 | Metal Snares

36-37 | Specialty Snares

38-41 | Eco-X

42 | Specialty drums

43 | Drum Accessories

Custom-Crafted by a Team of Seasoned Craftsmen

DW Custom Shop drums are built with pride in Oxnard, California by people who have a passion for creating some of the most beautiful looking and sounding drumsets available today. From the woodshop, to the assembly line, to each painstaking step in between, DW's Custom Shop team builds every set as if it were their very own. Because we're not just making drums, we're making dreams come true.



For every drum set made, Drum Workshop makes a donation to American Forests to plant a tree. That's enough to yield a dozen more sets. For more information, visit www.americanforests.org. American Forests and Global Releaf are registered trademarks of American Forests, Washington, D.C.

DRUM WORKSHOP, INC.
Oxnard, California, U.S.A.

www.dwdrums.com

DW Collector's Series® Drums Catalog Copyright ©2010

Drum Workshop, Inc. All Rights Reserved.

The DW Drums Logo is a registered trademark of Drum Workshop, Inc.

Specifications subject to change without notice.

PRCA10DW

COLLECTOR'S SERIES DRUMS

Our Flagship Line of Drums Has Evolved

A Collector's Series kit used to mean one thing, an all-maple 6/7-ply shell with a 3-ply reinforcement hoop. The sound was epic, some say even groundbreaking at the time. It was a tone and resonance that hadn't been heard before. Those drums are still being offered today, but with the advent of grain orientation technology like VLT (Vertical Low Timbre), X (cross grain lamination), VLX (Vertical and X combined) and now SSC (Specialized Shell Configuration), we can offer drummers literally any sound they hear in their head. It's no longer just about customizing a look, it's now about customizing sound, as well. **SSC**

And the way we build drums has also advanced in a big way. Take for example, our new Cool Tempered curing system. Immediately after a shell is born, we take it from the heater and place it in a "cool down mold", adding thousands of pounds of pressure per square inch. The result is the most true and consistent shell we've ever produced. And the innovations don't stop there. From our latest shell technologies, to our many drum hardware improvements, to our new satin finish process, we're always striving to make drums better, to make a better instrument, to push the art of drumming to new heights.

Pearlescent Yellow Lacquer Specialty

Collector's Series® Maple drums with chrome hardware.
20x20" bass drum, 8x12" rack tom, 13x15" floor tom and 6.5x13" snare.
9000 Series pedals and hardware.

COLLECTOR'S CUSTOM SHOP KITS

We proudly present this gallery of Collector's Series custom kit ideas for you to get started. Of course, we offer literally thousands of custom choices to personalize your dream kit. Visit www.dwdrums.com to see many more custom drum ideas or visit your local authorized DW Drum retailer to learn about the many features and options that are available.



Ducco Silver to Blue Lacquer Specialty

Collector's Series® Maple VLT drums with chrome hardware. 14x24" bass drum, 9x13" rack tom, 16x16" floor tom and 6.5x14" snare. 9000 Series pedal and 6000 Series hardware.

DRUM HARDWARE COLOR OPTIONS



CHROME

SATIN CHROME

BLACK CHROME

BLACK NICKEL

24 KARAT GOLD

THE PATENTED ROUND LUG DESIGN is DW's trademark: a distinct look that's become synonymous with that world-famous Collector's Series® sound. The lugs are available in all five drum hardware color options.

Maple >



< Birch

BIRCH AND MAPLE:

Maple is known for its warmth & full-bodied tone, while Birch provides increased high-end attack & clarity.

COLLECTOR'S SERIES SIZES

FAST-TOM® SIZES

7x8" Tom-Tom
8x10" Tom-Tom
9x12" Tom-Tom
10x13" Tom-Tom
11x14" Tom-Tom
12x15" Tom-Tom
13x16" Tom-Tom
14x18" Tom-Tom

6x10" Snare Drum
6x12" Snare Drum
6x13" Snare Drum
6x14" Snare Drum
6x15" Snare Drum
7x14" Snare Drum
8x14" Snare Drum
10x14" Snare Drum
6+6 SNARES
4x14" Snare Drum
5x14" Snare Drum
6x14" Snare Drum

STANDARD SIZES

8x8" Tom-Tom
9x10" Tom-Tom
10x12" Tom-Tom
11x13" Tom-Tom
12x14" Tom-Tom
13x15" Tom-Tom
14x16" Tom-Tom
16x18" Tom-Tom

GONG DRUM
16x21" (22" head)
16x23" (24" head)

FAST-Tom® Sizes
18x18" Bass Drum
18x20" Bass Drum
18x22" Bass Drum
18x23" Bass Drum
18x24" Bass Drum
18x26" Bass Drum

TRADITIONAL SIZES

7x8" Tom-Tom
7x10" Tom-Tom
8x12" Tom-Tom
9x13" Tom-Tom
10x14" Tom-Tom
14x14" Tom-Tom
16x16" Tom-Tom
16x18" Tom-Tom

STANDARD SIZES
16x18" Bass Drum
16x20" Bass Drum
16x22" Bass Drum
16x23" Bass Drum
16x24" Bass Drum
16x26" Bass Drum

ALTERNATE SIZES

8x8" Tom-Tom
10x10" Tom-Tom
12x12" Tom-Tom
13x13" Tom-Tom
14x14" Tom-Tom
16x16" Tom-Tom

TRADITIONAL SIZES
14x16" Bass Drum
14x18" Bass Drum
14x20" Bass Drum
14x22" Bass Drum
14x23" Bass Drum
14x24" Bass Drum
14x26" Bass Drum

SHORT SIZES

5x8" Tom-Tom
5x10" Tom-Tom
6x12" Tom-Tom
6x13" Tom-Tom
7x14" Tom-Tom
8x15" Tom-Tom
10x16" Tom-Tom
11x18" Tom-Tom

ALTERNATE SIZES
20x20" Bass Drum
20x22" Bass Drum
20x23" Bass Drum
20x24" Bass Drum
20x26" Bass Drum
20x28" Bass Drum

10+6 SNARES

4x14" Snare Drum
4x15" Snare Drum
5x12" Snare Drum
5x13" Snare Drum
5x14" Snare Drum
5x15" Snare Drum

WOOFER

8x20"
8x22"
8x23"
8x24"

Natural Twisted Birch Lacquer Custom

Collector's Series® Birch drums with chrome hardware. 18x23" bass drum, 8x8", 9x10", 12x12" rack toms, 13x15", 16x18" floor toms and 5.5x13" snare. 9000 Series pedals and hardware.



Natural to Deep Rich Red Fade over Ivory Ebony Exotic

Collector's Series® Maple SSC drums with black nickel hardware. 20x22" bass drum, 6x6", 10x6" ratas, 8x10", 9x12" rack toms, 14x16" floor tom and 6x14" snare. 9000 Series pedals and hardware.

Red Anodized Stainless Lacquer Specialty

Collector's Series® Maple VLT drums with black nickel hardware. 18x22" bass drum, 8x10", 9x12" rack toms, 12x14", 14x16" floor toms and 6x14" snare. 9000 Series pedals and hardware.



Amber to Dark Tobacco Burst Lacquer Specialty

Collector's Series® Maple SSC drums with chrome hardware. 16x22" bass drum, 8x10", 9x12", 10x13" rack toms, 13x15", 14x16" floor toms and 5.5x14" snare. 9000 Series pedals and hardware.

Azure Satin

Collector's Series[®] Maple SSC drums with satin chrome hardware. 16x24" bass drum, 5x8", 5x10", 6x12" rack toms, 14x14", 16x16" floor toms and 6x14" Edge snare. 9000 Series pedals and hardware.



HEADS: Choose from DW Coated/Clear heads or clear edge heads by Remo U.S.A.



BDM: Slide-Track BDM (Bass Drum Mount) or Retro-style banana mounts are optional.



MICS: Factory-installed MAY Internal Microphones Systems are optional equipment on all Collector's Series[®] drums.



TRUE-PITCH[®]: To give drummers even more control over their sound, DW has created its patented True-Pitch[®] rod system.



SHELLS: A variety of ground-breaking shell configurations can be tailored to any sonic preference.

COLLECTOR'S FEATURES & OPTIONS





Natural Birch Satin
 Collector's Series® Birch drums with chrome hardware. 16x22" bass drum, 8x22" woofer, 9x10", 10x12" rack toms, 12x14", 14x16" floor toms and 6.5x14" polished steel snare. 9000 Series pedals and hardware.



Emerald Satin
 Collector's Series® Maple SSC drums with chrome hardware. 20x22" bass drum, 8x8", 9x10", 10x12" rack toms, 14x14", 16x16" floor toms and 7x14" snare. 9000 Series pedals and hardware.



**NEIL
 PEART**



Stainless Steel Lacquer Specialty

Collector's Series® Maple SSC drums with black chrome hardware. (2)18x23" bass drums, 8x12", 9x13" rack toms, 13x15", 14x18" floor toms and 7x14" snare. 9000 Series pedals and hardware.

JAZZ SERIES DRUMS

A Versatile Line of Drums for Jazz and Beyond

We're drummers and we want more options, more sounds, more inspiration. Because we all know that the sound of our kit makes us play a certain way, and having the right tools for the right situation is key. DW Jazz Series Drums offer the quintessential Jazz sound for bebop or traditional Jazz enthusiasts, but they also provide a warmer, more organic tone for Rock, Pop, Country and just about any other style of music.

It's all about the shell. A 3-ply gum wood core, combined with North American Hard Rock Maple, gives Jazz Series drums a decidedly more mellow tone. Add to that, a rounder bearing edge and die-cast hoops, and you have a drum that mics love and engineers love even more. Whether or not you play Jazz, you'll fall in love with Jazz Series custom drums.



Natural Vertical Rainbow Exotic

Jazz Series® drums with gold hardware. 16x20" bass drum, 7x10", 8x12" rack toms, 13x15" floor toms and 4x14" snare. 9000 Series pedal and 7000 & 9000 Series hardware.

JAZZ CUSTOM SHOP KITS

Jazz Series drums are a sonic alternative to Collector's Series, but don't forget, they're also highly customizable. All available Custom Shop options can be ordered on Jazz Series Drums, so visit www.dwdrums.com to learn more, or stop by your local DW Drums dealer to see how you can personalize one of your very own.



Natural Quirley Maple Exotic

Jazz Series® drums with chrome hardware. 16x18" bass drum, 8x12" rack tom, 14x14" floor tom and 5x14" snare. 7000 Series pedals and hardware.

JAZZ SERIES SIZES

STANDARD SNARE DRUM SIZES	FAST-TOM® TOM-TOM SIZES	STANDARD TOM-TOM SIZES	TRADITIONAL TOM-TOM SIZES	ALTERNATE TOM-TOM SIZES	FAST BASS DRUM SIZES	TRADITIONAL BASS DRUM SIZES
• 4x14"	• 7x8"	• 8x8"	• 7x8"	• 8x8"	• 18x18"	• 14x16"
• 4x15"	• 8x10"	• 9x10"	• 7x10"	• 10x10"	• 18x20"	• 14x18"
• 5x12"	• 9x12"	• 10x12"	• 8x12"	• 12x12"	• 18x22"	• 14x20"
• 5x13"	• 10x13"	• 11x13"	• 9x13"	• 13x13"	• 18x23"	• 14x22"
• 5x14"	• 11x14"	• 12x14"	• 10x14"	• 14x14"	• 18x24"	• 14x23"
• 5x15"	• 12x15"	• 13x15"	• 14x14"	• 16x16"		• 14x24"
• 6x10"	• 13x16"	• 14x16"	• 16x16"		STANDARD BASS DRUM SIZES	
• 6x12"	• 14x18"	• 16x18"	• 16x18"		• 16x18"	ALTERNATE BASS DRUM SIZES
• 6x13"					• 16x20"	• 20x20"
• 6x14"					• 16x22"	• 20x22"
• 6x15"					• 16x23"	• 20x23"
• 7x14"					• 16x24"	
• 8x14"						

DRUM HARDWARE COLOR OPTIONS



CHROME



SATIN CHROME



BLACK CHROME



BLACK NICKEL



24 KARAT GOLD

THE PATENTED ROUND LUG DESIGN is DW's trademark: a distinct look that's become synonymous with that world-famous Collector's Series® sound. The lugs are available in all five drum hardware color options.

NOTE: Die-cast counter hoops available in chrome only.



MAPLE/GUM:

The maple/gum combination offers the quintessential warm Jazz sound that's perfect for higher tuning, but it's extremely versatile as well.

Tobacco Fade Satin Specialty

Jazz Series® drums with chrome hardware. 16x18" bass drum, 9x13" rack tom, 14x14" floor tom and 5x14" snare. 7000 Series hardware.



Twisted Zebra Exotic

Jazz Series® drums with chrome hardware. 18x20" bass drum, 8x12" rack tom, 13x15" floor tom and 6.5x14" snare. 9000 Series pedal and 6000 Series hardware.



BD LIFTER: Optional on all smaller bass drum sizes and is easily height adjustable.



TOM LEGS: Included with all Jazz Series®. All Jazz Series® floor toms come with ultra-lightweight aluminum floor tom legs, with resonant foot.



MICS: Factory-installed MAY Internal Microphones Systems are optional equipment on all Jazz Series® drums.



TRUE-PITCH®: To give drummers even more control over their sound, DW has created its patented True-Pitch® rod system.




SHELLS: made from a 7-ply shell with a thick gum wood core, the exact shell that had been so popular decades earlier.

JAZZ FEATURES & OPTIONS

Twisted White Silk FinishPly™

Jazz Series® drums with chrome hardware. 16x20" bass drum, 8x12" rack tom, 14x14" floor tom and 4x14" stainless steel snare. 7000 Series hardware.



PETER ERSKINE

Tobacco Burst Satin Specialty

Jazz Series® drums with chrome hardware. 16x24" bass drum, 8x10", 9x12" rack toms, 12x14", 14x16" floor toms and 5x14" snare. 9000 Series pedals and hardware.





Classic Marine FinishPly™

Classics Series® drums with chrome hardware. 16x22" bass drum, 8x12" rack tom, 16x16" floor tom and 5.5x14" Super Solid™ snare. 6000 Series pedals and hardware.

CLASSICS SERIES DRUMS

Vintage-inspired Drums Made Custom

Drummers love the sound of vintage drums. There's an esoteric factor that can't be matched by modern reproduction instruments. Our goal with DW Classics drums wasn't to match or even replicate the sound of sound of sought after vintage drums. It was to mimic the sonic qualities that make a vintage drumset so desirable and surpass it. DW Classics isn't a reissue, it's a new way of offering a familiar look and sound. It pays homage to the past, while at the same time, providing drummers with the quality and dependability they've come to expect from today's kits.

CLASSICS SERIES SIZES

DW CLASSICS AVAILABLE SIZES TOM-TOMS

- 7X10"
- 8X12"
- 9X13"
- 14X14"
- 16X16"
- 16X18"

BASS DRUMS

- 14X20"
- 14X22"
- 14X23"
- 14X24"

SNARE DRUMS

- 4.5x12"
- 4.5x13"
- 4x14"
- 4.5x14"
- 4.5x15"
- 5x12"
- 5x13"
- 5x14"
- 5x15"
- 5.5x12"
- 5.5x13"
- 5.5x14"
- 5.5x15"
- 6x12"
- 6.5x12"
- 6x13"
- 6.5x13"
- 6x14"
- 6.5x14"
- 7x12"
- 7x13"
- 7x14"
- 8x14"
- 10x14"



POPLAR/MAHOGANY:

The DW classics shell is constructed of poplar and mahogany with a specially configured 10-ply Maple hoop.

Classics kits have a certain old-school vibe, but they can also be customized just like other Custom Shop drums. Choose from a wide array of FinishPly colors and patterns or go with a new Natural Satin finish to show off the beauty of Classics' mahogany outer veneer. Then, add bass drum t-roads, a "banana" rail tom mount or bass drum-mounted cymbal arm to complete the look. Here are some basic ideas to check out, but if you want to learn more, go to www.dwdrums.com or see your local authorized DW drums retailer.

Natural Satin

Classics Series® drums with chrome hardware. 16x22" bass drum, 8x12" rack tom, 16x16" floor tom and 5.5x14" Super Solid™ snare. 6000 Series pedals and hardware.



CLASSICS CUSTOM SHOP KITS





**BRENDAN
BUCKLEY**

**JOEY
CASTILLO**

**ERIC
GARDNER**



Tangerine Glass Finish Ply™

Classics Series® drums with chrome hardware. 14x24" bass drum, 6x14" snare drum, 9x13", 16x16" toms. 9000 Pedal, 5300 snare stand and 6000-Series hardware.

DRUM HARDWARE COLOR OPTIONS



CHROME



SATIN CHROME



BLACK CHROME



BLACK NICKEL



24 KARAT GOLD

THE PATENTED ROUND LUG DESIGN is DW's trademark: a distinct look that's become synonymous with that world-famous Collector's Series® sound. The lugs are available in all five drum hardware color options.

CLASSICS

FEATURES & OPTIONS



STM: DW's patented STM™ (Suspension Tom Mount) system allows drums to vibrate freely, yet securely in place.



RAIL MOUNT: a vintage-style 7771 single tom rail mount can be factory-installed on any DW classics series bass drum.



Cymbal Arm: 770 bass drum-mounted cymbal arm can be factory-installed and is available in two adjustable heights.



T-RODS: retro-style t-rods and inlay-style bass drum counter hoops can be special ordered.



SHELLS: Constructed of poplar and mahogany with a specially configured 9-ply Maple hoop.

Twisted White Silk FinishPly™

Classic Series™ drums with satin chrome hardware. 16x20" bass drum, 7x10", 8x12" rack toms, 14x14" floor tom, 6x14" Super Solid™ snare drum. 6000 & 9000 Series pedals and hardware.

Blue Glass FinishPly™

Classic Series® drums with chrome hardware. 14x24" bass drum, 9x13", 16x16" toms, 5.5x14" matching snare drum. 6000 Series pedals and hardware.



SNARE DRUM SIZES

	4.5x10"	4.5x12"	4.5x13"	4x14"	4.5x14"	4.5x15"	5x12"	5x13"	5x14"	5x15"	5.5x10"		5.5x12"	5.5x13"	5.5x14"	5.5x15"	6x10"	6x12"	6.5x12"	6x13"	6.5x13"	6x14"	6.5x14"	7x12"	7x13"	7x14"	8x14"	10x14"
EDGE							•	•	•									•		•		•		•	•	•	•	
SUPER SOLID			•		•	•									•	•	•											
SUPER SOLID EDGE							•	•	•						•	•	•											
ALL-MAPLE	•	•	•	•	•	•	•	•	•	•	•		•	•	•	•	•	•	•	•	•	•	•	•	•	•	•	•
ALL-BIRCH	•	•	•	•	•	•	•	•	•	•	•		•	•	•	•	•	•	•	•	•	•	•	•	•	•	•	•
ALUMINUM	•												•	•	•	•	•	•	•	•	•	•	•	•	•	•	•	•
BRONZE POLISHED																												
BRONZE KNURLED																												
COPPER POLISHED																												
COPPER KNURLED																												
BRASS POLISHED																												
BRASS KNURLED																												
STEEL POLISHED																												
STEEL KNURLED																												
STEEL KNURLED BLK NICKEL																												
STAINLESS STEEL			•	•	•								•	•	•	•	•	•	•	•	•	•	•	•	•	•	•	•
VINTAGE STEEL																												
ECO X PROJECT																												
CLASSICS	•	•	•	•	•	•	•	•	•	•	•		•	•	•	•	•	•	•	•	•	•	•	•	•	•	•	•
JAZZ	•	•	•	•	•	•	•	•	•	•	•		•	•	•	•	•	•	•	•	•	•	•	•	•	•	•	•
STAVE		•																										

CUSTOM SNARE DRUMS


A Wide Array of Snare Drums for Every Musical Situation

Adding a new snare drum is the perfect way to expand your sonic library. Bottom line, different playing situations require different tools and every drummer knows that the snare drum is the heart of every drumset. You can never have enough snare drums and DW has a snare drum to satisfy every musical taste. From straight-ahead maple and birch in a variety of sizes, to a myriad of metal options, to innovative and ground-breaking designs, DW snare drums are respected and used by professionals the world over.

INNOVATIONS

COUNTLESS REFINEMENTS & DESIGN INNOVATIONS

From the Delta ball-bearing throw-off (U.S. Patent #6,573,442B1) to True-Tone® stainless steel snare wires to DW heads by Remo USA, a Collector's Series® Snare is built for sound and built to last. Add to that solid shells, multiple plied shell configurations, metal shell choices, available vintage-style tube lugs and die-cast hoops, and you have the most complete line of custom snares available today.




DRUM HARDWARE COLOR OPTIONS



CHROME SATIN CHROME BLACK CHROME BLACK NICKEL 24 KARAT GOLD

THE PATENTED ROUND LUG DESIGN is DW's trademark: a distinct look that's become synonymous with that world-famous Collector's Series® sound. The lugs are available in all five drum hardware color options.

SUPER SOLID™ SNARE DRUMS



SUPER SOLID™

One of the newest and most notable additions to the Collector's Series Snare drum line-up is the Super Solid. Years in the making, it employs a proprietary molecular compression process that produces our most dense wood snare shell yet. The result is a very articulate and responsive snare sound that's perfect for studio or stage. Offered in 100% North American Hard Rock Maple and Red Oak, and available in three shell thicknesses (3/8", 1/2", 3/4"), Super Solid is DW snare drum technology taken to the next level. See size chart for availability.



CUSTOM SHOP WOOD SNARE DRUMS

Maple is perhaps the most popular drum making material of all time. Other woods such as birch, oak and ash have also been preferred for their tonal characteristics and structural integrity. Whichever wood you choose, we can customize a drum that will help capture the essence of your sound.

ALL-MAPLE



A mahogany/poplar shell with deep 9-ply maple reinforcement hoops, offers spongy, retro sound reminiscent of the 40's, 50's and 60's. See size chart for availability.

WOOD SNARES

The complete line of DW wood snare drums offers something for every sonic taste. From the workhorse maple 10+6 and 6+6, to maple VLT & X, and from maple/gum Jazz, DW wood snare drums can be ordered in a wide range of diameters and depths to achieve any sound imaginable. See size chart for availability.

CLASSICS



ALL-BIRCH

SOLID STAVE



One of our newest creations, each stave snare drum is made in much the same way as a conga drum. Available in three wood species: Natural Lacquer over Red Oak, Walnut Stain Lacquer over Siam Oak and Ebony Stain Lacquer over Ash. Snares can be combined with any of the five Custom Shop drum hardware colors. See size chart for availability.

JAZZ

A 8-ply shell with a North American maple 2-ply inner, 2-ply outer and 3-ply gum wood core. It's the perfect shell to compliment a Jazz Series kit or excellent for adding a new texture to an existing set. See size chart for availability.



VINTAGE BRASS OVER STEEL

VINTAGE COPPER OVER STEEL

Every drummer should own at least one metal snare drum. The bright, contrasting metallic tone has been a studio and live performance staple for decades. Brass is one of the most popular choices, however we offer a full line selection of metals and alloys in various finish types. Mix and match them with different hoops, lugs and other options to create your custom expression.



KNURLED CHROME OVER STEEL

STEEL

KNURLED BLACK NICKEL OVER STEEL

COPPER

BRONZE

BRASS

KNURLED COPPER

KNURLED BRONZE

KNURLED BRASS

ALUMINUM



THE ALL-NEW MAG SNARE STRAINER SYSTEM

A purposefully simple design, the MAG is workhorse drop throw-off with horizontal tension adjustment and smooth, easy-adjust action. It gets its name from a clever magnet that's integrated into the body of the throw-off. When the handle is in the up position, it won't release without slight tug. Combined with the innovative new 3P, three-position butt plate, it might be the most reliable and adjustable strainer systems we've ever built. Available in all five Custom Shop drum hardware finishes.



Stainless Steel Snare Drum

The new Collector's Series stainless steel drum is in a class all by itself. Featuring a thin, rolled stainless shell with stainless tension rods and nickel drum hardware, the stainless steel snare drum is sensitive and warm, without the ping normally associated with metal snares. Available in a variety of sizes to cover most styles of music. See size chart for availability.




METAL SNARE DRUMS




The Acoustic Equalizer snare drum is a 6x14" Collector's Series 10-ply all-Maple snare drum with a 6-ply reinforcement hoop. The drum can be ordered in any Collector's Series® and Satin Oil finish and drum hardware color combination (EQ handles in aluminum finish only). It features heavy-gauge flanged counter hoops, True-Tone® snare wires and the smooth-operating Delta ball-bearing throw-off.




ACOUSTIC EQUALIZER



Open



Partially Open



Closed

SPECIALTY SNARE DRUMS

We're well known for some of our most innovative snare drums. Patented designs that can only be found at DW. Take the Edge snare drum for example. Its combination of metal alloy with a wood center make it both loud and articulate. The center can be ordered as a plied shell or a Super Solid, and the drum can be customized in an almost endless array of Custom Shop finishes.* The Edge has been such a success story that we've recently added two new Edge drums, the Super Solid Edge and the Top Edge. The Super Solid Edge is an all-wood Edge available in maple, cherry and walnut. The three wood species can be mixed and matched to create the ultimate hybrid wood solid. The appropriately named Top Edge has a metal top section and an X-Shell bottom to produce enhanced bottom end with lots of articulation and volume.

*Edge rings available in chrome and gold only.



TOP EDGE




EDGE SERIES



Eco-X Snare



SUPER SOLID EDGE



ROGER TAYLOR

ECO-X PROJECT

Earth-Friendly and Drummer-Ready

From the time we released The Eco-X Project, we knew we had created something special. Once the gimmick of a bamboo kit wore off, drummers began talking. They had realized these kits sounded superb in every way. The brighter quality of bamboo and birch are offset by the low-end enhancement of X shell technology and the result is a kit with a full tonal spectrum, lots of attack, and tons of bottom-end. It's time to be environmentally conscious and sound good doing it.



ECO-X PROJECT SIZES:

DW ECO-X IS AVAILABLE IN FIVE-PIECE PRE-CONFIGURED SIZES:

TOMS

- 8X10"
- 9X12"
- 12X14"

BASS DRUMS

- 18X20"
- 18X22"

SNARE DRUMS

- 5X14"

AVAILABLE ADD-ONS

- 7X8"
- 14X16"
- 18X20"
- 18X22"
- 5X14"



BAMBOO/BIRCH:

This unique shell configuration delivers plenty of high-end attack combined with low-end you can only get from X Shell™ technology.

NOTE: Eco-X™ Project drum hardware available in chrome only.

DESERT SAND



NATURAL



SPECIALTY DRUMS

& ACCESSORIES

Part of being custom means we make drums that are out of the ordinary, unique, specialized. From our Terry Bozzio-inspired piccolo toms, to gong drums, rata drums and so much more, we're always pushing the envelope to create new and innovative sounds for drummers to embrace.



THE COLLECTOR'S SERIES® COCKTAIL KIT

combines many of DW's patented innovations into one unique, travel-friendly set. From its distinct "woofer-tom" to its new Sidekick offset pedal design, no other cocktail kit offers such full, rich tom and bass drum tones. With the use of multiple DogBone® clamps, the kit can be easily transformed into almost any configuration imaginable. Best of all, the kit can be ordered in any of DW's extensive variety of finishes, drum hardware colors, shell configurations and sizes to create the most eye-catching and custom cocktail set-up available today.



PICCOLO TOMS

Designed with legendary drummer Terry Bozzio, piccolo toms feature a 2.5"-deep chrome-plated steel shell with DW mini lugs and heavy-duty TB12 mounting bracket. A versatile add-on, they are available in 8", 10" and 12" diameters and are compact enough to fit easily into any set-up.

THE COLLECTOR'S SERIES® BALLAD SNARE

is a 10x16" snare drum on legs. The Ballad Snare provides plenty of low-end punch for heavy backbeat applications. Complete with custom snare beds, snare wires and Delta throw-off, it can be ordered in any Collector's Series® finish combination.



MINI-PRO IS A PROFESSIONAL DW KIT

Its scaled-down all-Maple 7-ply shells come complete with miniature retro-style 6000 Series hardware and DWCP7771 "banana" tom mount. The kit includes a 14x16" bass drum, a 6x10" rack tom, a 9x13" floor tom with legs, and a matching 5x12" wood snare. The hardware is specially designed for use with the Mini-Pro and includes hi-hat stand, snare stand and extra-low throne. Mini-Pro may be compact, but it packs big sound and performance into a small package.



GONG DRUM, a large single-headed mountable bass drum/tom hybrid that produces a very low, staccato fundamental.

MAY PATENTED SHOCK MOUNT SYSTEMS are optional equipment on all DW Collector's Series® drums and can be factory-installed upon request or purchased as an aftermarket accessory. The mics can be permanently drilled into the shell or mounted via non-drill AVCs (Audio Vent Connectors) that utilize the existing vent hole. MAY Miking Systems feature the world's most popular microphone models by the industry's leading manufacturers. Internal miking provides added isolation for those who want to control their sound.

MAY ND868BD (shown to right) with optional AVC-2

MAY Internal Drum Miking System

	Snare	Rack Tom	Floor Tom	Bass Drum	Conga
AKG					
MAY D112R/F		•	•		
MAY D112BD				•	
Audix					
MAY D4R/F		•	•		
MAY D4BD				•	
MAY D6BD (special order)					•
Electro-Voice					
MAY ND868R/F		•	•		
MAY ND868BD				•	
Sennheiser					
MAY 604SD/R/F	•	•	•		
MAY 604C					•
MAY 421BD					•
MAY 609SDRF	•	•	•		
Shure					
MAY XL57SD/R/F	•	•	•		
MAY XL57BD				•	
MAY BETA52R/F		•	•		
MAY BETA52BD				•	
Shock Mounts					
MBM-1 BD Mount				•	
MBM-2 BD Shock Mount				•	
AVC Audio Vent Adapter	•	•	•	•	•



MAY THE ACOUSTIC DRUM MIKING SYSTEM
Sound information from inside the source.



< DWSM2141

True-Tone® Snare Wires

- TT1610 16-strand snares for 10" snare drums
- TT1612 16-strand snares for 12" snare drums
- TT1813 18-strand snares for 13" snare drums
- TT2014 20-strand snares for 14" snare drums



EVERY COLLECTOR'S SERIES® snare comes with True-Tone® custom wires for enhanced response and snap.

The wires feature specially-designed stainless steel coils and brass-end plates for perfect snare-to-head contact.



< DWSM2141X

THE FINE-TUNE FLOOR TOM LEG is a convenient and easy way to adjust the resonance of any DW floor tom with leg brackets. Simply adjust the knurled knob above the leg to have less resonance when touching the floor and more resonance when off the floor.

Fine-Tune Floor Tom Leg (DWSMFTL) >



We make a full line of Factory Accessories and replacement parts. To see the entire line and learn more about how you can tweak your set-up, visit www.dwdrums.com/fa



**THE
ORIGINAL
AMERICAN
CUSTOM
DRUM
COMPANY**

DW Drums Protected by one or more of the following patents: US Patents: • Edge (drum construction) - 5,377,576 • STM - 5,520,083 • DW lug (design) - 2,150,216 • Note in Shell (Drum tuning Method & Apparatus) - 5,770,810 • Coated Clear head w/annular coating) - 5,920,021 • Head with Center Coating - 6,518,490 • Fine Tune Floor Tom Leg - 6,060,652 • Bearing Edge - 6,525,250 • Delta Ball-Bearing throw-off covered by - 6,573,442- 5,616,875 and 6,891,098. • Cool Tempered (Drum Shell Formation) Patent Pending • Cool Tempered Shells (Drum Shell Formation) Patent Pending • Super Solid (One-Piece Drum Shell Formation) Patent Pending • U.S. Patented Processes: • X Shell (Ply Configuration) Patent Pending • Mag Throw-Off & 3 Position Adjustable Butt Plate - Patent Pending • Drum Processing Apparatus- 5,884,379 • Drum Sanding Apparatus- 5,735,733 Foreign Patents: • Note in Shell (Drum tuning Method & Apparatus)-German Pat. # 198 82 994 • Note in Shell (Drum tuning Method & Apparatus) - UK Pat. # 2352318. The Following are Registered Trademarks of Drum Workshop, Inc.: US Trademarks: • dw (logo stylized) • True-Pitch • The Drummer's Choice • FAST TOM • Timbre Match • Timbre Tune • Timber Match • Timber Tune • Collector's Series • TrueTone • D.W. Jazz Drums





**THE
ORIGINAL
AMERICAN
CUSTOM
DRUM
COMPANY
FINISHES**

dw[®]

EXOTIC

Rare woods acquired from all over the globe are laminated to the outer plies of each shell. Exotics can be combined with lacquer bursts, fades and other effects to create a unique work of art. Sophisticated and one-of-a-kind.



Birdseye Maple

Curly Maple

Quilted Redwood

Tropical Olive



Vertical Zebra

Mapa Burl

Oak Cluster

Camphor Burl



Olive Ash Burl

Rainbow Wood

Vertical Grain Exotic
Koa

Vertical Grain Exotic
Okoume Feather



Vertical Grain Exotic
Zircote



Waterfall
Bubinga

PRIVATE RESERVE

GRAPHICS

Hand-airbrushed by artist and painter Louie Garcia, lacquer Graphics themes and color combinations can be mixed and matched to create a customized masterpiece. Hot rod and tattoo-inspired paintjobs.



Billiards

Hot Rod Flames

BlackJack

Rally Stripe



Sawblade
Tribal Skulls

Skulls

Tribal Bands

Tribal Flames

HARD SATIN

A matte lacquer process that's available over a wide variety of Exotic, Lacquer Specialty and Lacquer Custom colors. Strong as lacquer without the sheen.



Amber (over Birch)

Candy Black Fade (Mapa Burl
Exotic)

Cherry Stain

Jewel Green Stain



Natural
(Olive Ash Burl Exotic)


Purple to Black Burst

Regal to Royal Burst

Tobacco Burst

SATIN SPECIALTY

The same process as standard Satin, but in a host of burst and fade colors. Custom combinations that are not seen here can also be ordered. Beautifully hand-rubbed and now easier than ever to maintain.



Aztec Gold to Black Burst




Burnt Toast Fade



Cherry to Black Fade



Classic Burst



Lime Green to Black Burst




Natural to Ebony Fade



Natural to Lavender Burst




Natural to Tobacco Fade



Ultra Violet



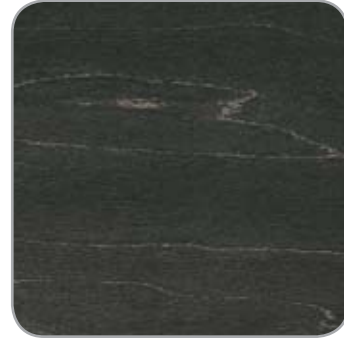
Amber



Azure



Cherry



Ebony




Emerald



Lavender



Natural



Teal

LACQUER SPECIALTY

A variety of metallic, pearlescent, sparkle, burst, fade and stain lacquers that are applied as part of a multi-stage process. Painting, buffing and wet sanding are all done by hand. Flawless and surprisingly durable.




Azure Stain




Black & Tan



Black Mirra




Blood Red Sparkle



Blood Red Sparkle to Black Burst



Ebony Stain



Emerald Stain to Black Burst



Gun Metal Gray



Hunter Green to Black Fade



Metallic Black & Tan



Natural to Burnt Toast Fade



Natural to Candy Black Burst



Natural to Regal Blue Fade



Pearlescent Yellow



Regal Blue to Black Burst



Snow Pearlescent White to Charcoal Fade

SATIN

A beautiful hand-rubbed furniture-like matte finish that is now spray coated with a more durable water-based sealant. Offered in a selection of solid colors. Understated and elegant.

LACQUER CUSTOM

A wide array of solid and translucent lacquer colors, Lacquer Custom finishes are artfully applied to enhance wood grain or provide a glossy opaque look. Classic and timeless.



Aztec Gold

Blood Red

Burgundy Wine

Candy Apple Red



Fire Red

Hunter Green

Inca Gold

Magenta



Matador Red

Natural

Pale Regal Blue

Purple



Regal Blue


Root Beer

Royal Blue


Sea Green



Canary Yellow



Turquoise



Solid Black



Solid White



Tangerine

Tobacco



FINISHPLY™


A durable laminate that's painstakingly applied to the entire surface of the shell. An overlap seam with cut-away ensures that heads seat properly. Beautiful to look at and road ready.



Black Diamond



Black Oyster




Black Oyster Glass



Black Velvet



Blue Glass



Blue Silk Onyx



Black Ice



Burnt Orange Glass




Broken Glass



Champagne Glass



Classic Marine




Emerald Onyx




Emerald Glass



Gold Glass



Lava Oyster




Red Silk Onyx



Red Velvet



Ruby Glass



Solid Black



Super Tangerine Glass



Twisted Black Oyster



Twisted Blue Oyster



Twisted Green Silk



Twisted Red Oyster



Twisted White Silk



Twisted Yellow Silk



Ultra White Marine



Vintage Marine