

B L A C K P A N T H E R



**PLAY ALL.  
CONQUER ALL.**

WWW.MAPEXDRUMS.COM



MAPEX

SONIC SAVER



BLACK

PANTHER

# → THE STORY ←

---

The snare drum is the foundation of your drum sound defining the character of the music and voicing the expression of your groove. Black Panther Snare Drums have been the Mapex foundation for more than 30 years and the lineup is now more expansive than ever. The Black Panther sound pallet offers 16 different wood and metal sounds in deep, standard, and small diameter models producing bright, dark, or vintage tones through our painstaking Concept Hybrid approach to drum design.

<b>FEATURES</b> .....	<b>2</b>
<b>WOOD SHELL MODELS</b>	
<b>SCORPION</b> .....	<b>6</b>
<b>GOBLIN</b> .....	<b>7</b>
<b>HERITAGE</b> .....	<b>8</b>
<b>HYDRO</b> .....	<b>9</b>
<b>NUCLEUS</b> .....	<b>10</b>
<b>PEGASUS</b> .....	<b>11</b>
<b>RAZOR</b> .....	<b>12</b>
<b>SHADOW</b> .....	<b>13</b>
<b>SOLIDUS</b> .....	<b>14</b>
<b>VENOM</b> .....	<b>15</b>
<b>METAL SHELL MODELS</b>	
<b>ATOMIZER</b> .....	<b>18</b>
<b>CYRUS</b> .....	<b>19</b>
<b>METALLION</b> .....	<b>20</b>
<b>PERSUADER</b> .....	<b>21</b>
<b>REDATOR</b> .....	<b>22</b>
<b>WASP</b> .....	<b>23</b>
<b>SONIC FLOW CHART</b> .....	<b>25</b>

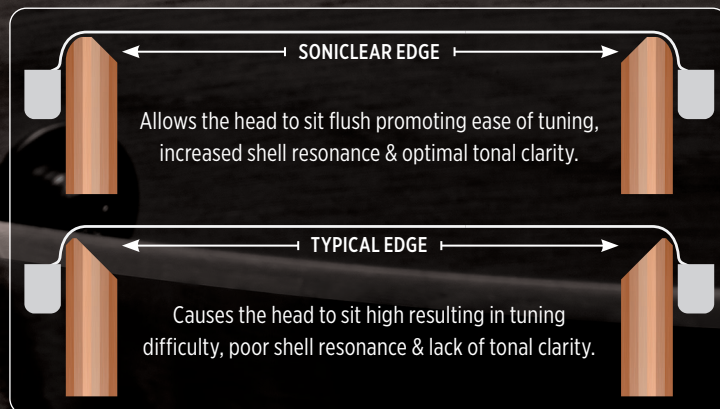


2

# SONICLEAR<sup>®</sup>

## BEARING EDGE

The **SONIClear Bearing Edge** is standard on all BP Snare drum shells and allows the drumhead to sit flatter and make better contact with the shell. The result is a stronger and deeper fundamental pitch, effortless and consistent tuning, and a significantly expanded tuning range. For the serious player, the increased head to edge contact increases shell vibration, allowing the sonic nuances of the Hybrid shell to stand out.



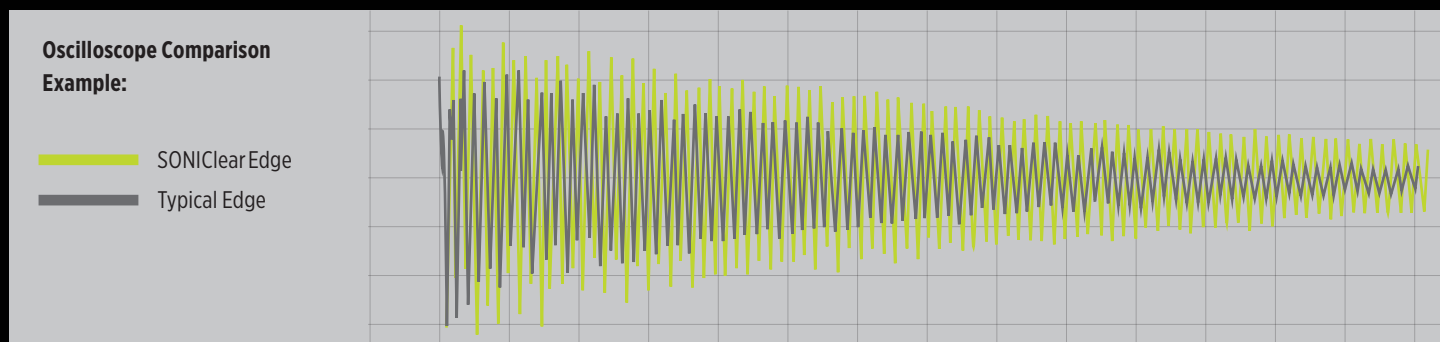


# SONICLEAR EDGE AUDIO TEST SESSIONS

## SOUND

The increased drumhead-to-shell contact achieved by the SONIClear Edge enhances shell vibration, resulting in the biggest sound possible from the drum.


**Oscilloscope Example:** The Green Waveform is a recording of a drum with the SONIClear Edge. The dark grey waveform is a drum with a typical edge. Tuned to the same pitch and recorded identically, it's clear that the drum with the SONIClear Edge produces a much larger waveform from the initial strike through the full sustain of the note.



## SUSTAIN

Because the drumhead sits flat on the SONIClear Edge, the tension applied during tuning is more balanced and stress-free. This allows the drumhead to vibrate freely and fully.

**Waveform Comparison Example:** The Green Waveform is a recording of a drum with the SONIClear Edge. The dark grey waveform is a drum with a typical edge. The size of the SONIClear waveform indicates a lower and stronger fundamental pitch while the length indicates a longer sustain compared to a typical edge.





## Air Flow Venting

One of the most thrilling elements of playing Black Panther Snare Drums is the feel of the instrument. The Air Flow Venting is key to this feel and to the overall resonance of each shell. Through a painstaking testing process, each Black Panther model has been fitted with the ideal quantity of vent holes for this ultimate feel combined with premium sound & resonance.

## Cylinder-Drive Strainer

The Cylinder-drive strainer and butt side adjustment use a self-lubricating bearing to insure smooth operation. The adjustment knobs employ “micro-lock” technology providing precise tension control.











# SCORPION

The Scorpion strikes with ultraprecision. This uniquely wrapped standard-sized mahogany shell delivers a stark dry tone, with a scorching sting.



Model No. BPNMH4550CNX  
 Size 14" x 5.5"  
 Shell 8-Ply, 8.9mm Mahogany  
 2.3 mm Snare Bed with 5.5" Width  
 Finish SAS 3 Red Sand Strata Wrap  
 Edges SONIClear 45° Bearing Edge  
 Lugs Double-Ended B Lug / 3-Air Vents  
 Hoops Sonic Saver Hoops  
 Hardware Chrome  
 Sound Standard / Dry

## SONIC FLOW

DARK  BRIGHT

DRY  OPEN

DEEP  SHALLOW





# GOBLIN

The Goblin is mischievous. Calibrated to produce a crisp, tight response that cuts through any mix, adding depth and complexity as an auxiliary or secondary application.



Model No. BPNWN2550LXN  
Size 12" x 5.5"  
Shell 6-Ply, 5.1mm Walnut  
2.3 mm Snare Bed with 5.5" Width  
Finish SAS 1 High-Gloss Natural Walnut Finish  
Edges SONICclear 45° Bearing Edge  
Lugs Double-Ended B Lug / 3-Air Vents  
Hoops Sonic Saver Hoops  
Hardware Black Brushed  
Sound Small Diameter / Dry

## SONIC FLOW

DARK  BRIGHT

DRY  OPEN

DEEP  SHALLOW

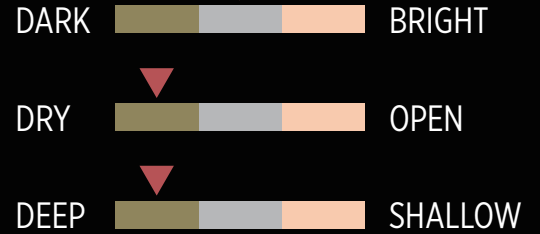


# HERITAGE

The Heritage brings a sense of history and tradition featuring a classic thin maple shell transcending musical styles from all ages. The walnut sonic rings add a touch of darkness to the enduring sound profile.



## SONIC FLOW



Model No.	BPNML4600CWD
Size	14" x 6"
Shell	5-Ply 5.0 mm Maple 2.7 mm Snare Bed with 5.5" Width 4-Ply 4 mm Walnut Reinforcement Rings
Finish	SAS 3 White Psicobloc Pearl
Edges	SONIClear 45° Bearing Edge
Lugs	In-Line Locking B-Lugs/ 3-Air Vents
Hoops	Sonic Saver Hoops
Hardware	Chrome
Sound	Thin Shell / Vintage



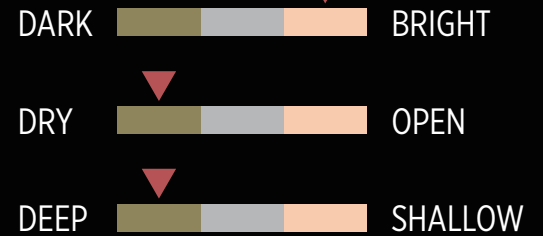


# HYDRO

The Hydro is alive with fluid energy, deep and dark and bursting with character. When the music calls for a small diameter sound packing the punch of a storm surge.



## SONIC FLOW



Model No.	BPNML3700LFB
Size	13" x 7"
Shell	6-Ply 5.1 mm Maple 2.3 mm Snare Bed with 5.5" Width 4-ply 4 mm Walnut Reinforcement Rings
Finish	SAS 0 Satin Black
Edges	SONIClear 45° Bearing Edge
Lugs	In-Line Locking B-Lugs/ 3-Air Vents
Hoops	Sonic Saver Hoops
Hardware	Black Brushed
Sound	Small Diameter / Dark



# NUCLEUS

The Nucleus represents the center, when you need to drive the groove right down the middle. The middlemost plies are walnut providing a slightly organic character between the inner and outer layer of classic maple.



Model No.	BPNMW4550CPB
Size	14" x 5.5"
Shell	8-Ply 8.1 mm Maple/Walnut/Maple 2.3 mm Snare Bed with 5.5" Width
Finish	SAS1 Piano Black
Edges	SONIClear 45° Bearing Edge
Lugs	Staggered 1/8" Offset Locking B-Lugs/ 3-Air Vents
Hoops	Sonic Saver Hoops
Hardware	Chrome
Sound	Standard / Medium

## SONIC FLOW

DARK  BRIGHT

DRY  OPEN

DEEP  SHALLOW





# PEGASUS

The Pegasus is legendary and mysterious featuring a thinner shell construction producing a slightly darker character from the famed maple/walnut blended shell. Like it's mythological namesake, this drum is grounded but can take flight at a moment's notice.



## SONIC FLOW

DARK



BRIGHT

DRY



OPEN

DEEP



SHALLOW

1 1

Model No.	BPNMW4550LXN
Size	14" x 5.5"
Shell	7-Ply 6.15 mm Maple/Walnut 2.3 mm Snare Bed with 5.5" Width
Finish	SAS 2 Natural Maple Burl
Edges	SONIClear 45° Bearing Edge
Lugs	Double-Ended B-Lugs/ 3-Air Vents
Hoops	Sonic Saver Hoops
Hardware	Black Brushed
Sound	Standard / Medium



1 2



# RAZOR

The Razor produces a sharp, articulate, edgy snap at all dynamic levels gleaming with high end brilliance. Never dull, this all maple drum slices through anything in the mix.



## SONIC FLOW

DARK



BRIGHT

DRY



OPEN

DEEP



SHALLOW

Model No.	BPNNL4500CGD
Size	14" x 5.5"
Shell	6-Ply 6.0 mm Maple 2.3 mm Snare Bed with 5.5" Width
Finish	SAS 1 Dark Grey
Edges	SONICclear 45° Bearing Edge
Lugs	Staggered 1/8" Offset Locking B-Lugs / 3-Air Vents
Hoops	Sonic Saver Hoops
Hardware	Chrome
Sound	Shallow/ Bright



# SHADOW

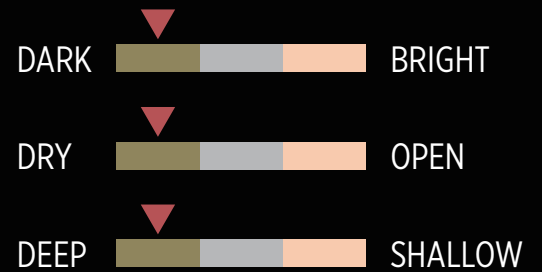
The Shadow is gloomy and lends a bit of obscurity to the mix when darkness is the prevailing musical character. Dusky and shady, this drum grows through any midnight groove.



- Model No. BPNBW4650CXN
- Size 14" x 6.5"
- Shell 7-Ply 6.85 mm Birch Walnut  
2.3 mm Snare Bed with 5.5" Width
- Finish SAS 2 Natural Maple Burl
- Edges SONIClear 45° Bearing Edge
- Lugs In-Line Locking B-Lugs/ 3-Air Vents
- Hoops Sonic Saver Hoops
- Hardware Chrome
- Sound Deep/ Dark



## SONIC FLOW



1 4

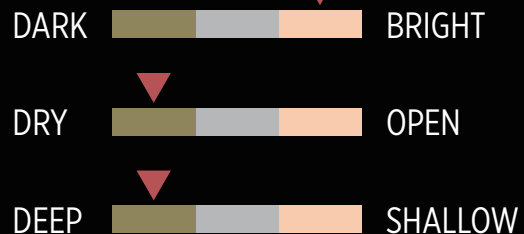


# SOLIDUS

The Solidus is unshakable. This drum is a substantial instrument producing a crack that has a profound, bottomless character ripping with a bottomless foundation.



## SONIC FLOW



Model No. BPNML4700CVD

Size 14" x 7"

Shell 11-Ply 11 mm Maple  
2.7 mm Snare Bed with 5.5" Width

Finish SAS 1 Brown Red Burst

Edge Rounded 45° Batter edge with 3/8" Counter-Cut

Lugs In-Line Locking B-Lugs/ 4-Air Vents

Hoops Sonic Saver Hoops

Hardware Chrome

Sound Deep/ Dry



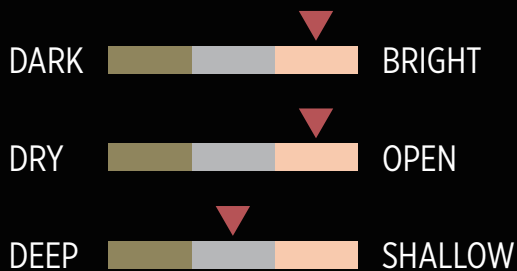


# VENOM

The Venom produces a poisonous slice that cuts through with a vicious bite. Nothing can hide from this infective instrument.



## SONIC FLOW



- Model No. BPNML4550COW
- Size 14" x 5.5"
- Shell 8-Ply 6.85 mm Maple  
2.3 mm Snare Bed with 5.5" Width
- Finish SAS 3 Arctic White
- Edge SONIClear 45° Bearing Edge
- Lugs Double-Ended B-Lugs / 3-Air Vents
- Hoops Triple-Flanged Hoops
- Hardware Chrome
- Sound Standard/Bright












# ATOMIZER

The Atomizer brightens up the groove while keeping a deep character to the sound. The classic and timeless Aluminum sound captures every articulate nuance.



## SONIC FLOW

DARK  BRIGHT

DRY  OPEN

DEEP  SHALLOW



Model No.	BPNAL4651CN
Size	14" x 6.5"
Shell	2.0 mm Seamed Aluminium 2.3 mm Snare Bed with 5.5" Width
Edges	Rolled/Moulded 45° SONICclear Bearing Edge
Lugs	In-Line Locking B-Lugs/ 3-Air Vents
Hoops	Sonic Saver Hoops
Sound	Deep / Bright




# CYRUS


The Cyrus conquers the groove with the strength of steel. The fundamental crack is deep and dry and projects with mighty energy.



Model No. BPNST4601CN  
Size 14" x 6"  
Shell 1.0 mm Seamed Steel, 13.8" Diameter Shell  
2.3 mm Snare Bed with 6" Width  
Edges Rolled/Moulded 45° SONICClear Bearing Edge  
Lugs In-Line Locking B-Lugs/ 3-Air Vents  
Hoops Sonic Saver Hoops  
Sound Deep / Dry

## SONIC FLOW

DARK  BRIGHT

DRY  OPEN

DEEP  SHALLOW





# METALLION

The Metallion is the standard. The warm and centered characteristics of brass focus the sound with just the right amount of sensitive bite.



## SONIC FLOW

DARK  BRIGHT

DRY  OPEN

DEEP  SHALLOW

Model No.	BPNBR4551CN
Size	14" x 5.5"
Shell	1.2 mm Seamed Brass 2.3 mm Snare Bed with 5.5" Width
Edges	Rolled/Moulded 45° SONIClear Bearing Edge
Lugs	Staggered 1/8" Offset Locking B-Lugs/ 4-Air Vents
Hoops	Sonic Saver Hoops
Sound	Standard / Medium







# PERSUADER

The Persuader leads with an authoritative darkness. The hammered brass shell dispenses a formidable burst into the music with undeniable punch.



Model No. BPNBR465HCN

Size 14" x 6.5"

Shell 1.2 mm Hammered Brass  
2.3 mm Snare Bed with 5.5" Width

Edges Rolled/Moulded 45° SONIClear Bearing Edge

Lugs In-Line Locking B-Lugs / 4-Air Vents

Hoops Sonic Saver Hoops

Sound Deep / Dry




## SONIC FLOW

DARK



BRIGHT

DRY



OPEN

DEEP



SHALLOW

22



# PREDATOR

The Predator brings a dark and powerful sense to any musical situation. The copper shell produces a profound and weighty fundamental roaring with mid-low range tone.



Model No. BPNC04601CN

Size 14" x 5.5"

Shell 1.2 mm Seamed Copper

2.3 mm Snare Bed with 5.5" Width

Edges Rolled/Moulded 45° SONIClear Bearing Edge

Lugs In-Line Locking B-Lugs/ 4-Air Vents

Hoops Sonic Saver Hoops

Sound Deep / Dark



## SONIC FLOW

DARK  BRIGHT

DRY  OPEN

DEEP  SHALLOW



# WASP

The Wasp produces a tight sting of a sound to accent and color with small diameter precision. The steel shell produces a dry tightness for putting a pointy snap on the groove.



Model No. BPNST0551CN  
Size 10" x 5.5"  
Shell 1.0 mm Seamed Steel  
2.0 mm Snare Bed with 3.5" Width  
Edges SONIClear 45° Bearing Edge  
Lugs Double-Ended B-Lugs/ 2-Air Vents  
Hoops Sonic Saver Hoops  
Sound Small Diameter / Bright

## SONIC FLOW

DARK  BRIGHT

DRY  OPEN

DEEP  SHALLOW





# SONIC FLOW CHART

25

The Black Panther Snare Drum series is designed to cover a drummer-centric number of sonic choices producing a selection that fits a vast range of musical styles. The sound concept starts with overarching drum types described as Deep, Standard, Shallow, and Small Diameter and then gets specific with descriptors Dry, Dark, Medium, and Bright. Scan the Sonic flow chart below to find yours.

SOUND CONCEPT		METAL	WOOD
DEEP	DRY	PERSUADER 	SOLIDUS  HERITAGE 
	DARK	PREDATOR 	SHADOW 
	MEDIUM	CYRUS 	
	BRIGHT	ATOMIZER 	
STANDARD	MEDIUM	METALLION 	
	DRY		SCORPION 
	DARK		PEGASUS 
	MEDIUM		NUCLEUS 
	BRIGHT		VENOM 
SHALLOW	BRIGHT		RAZOR 
SMALL DIAMETER	DRY		GOBLIN 
	DARK		HYDRO 
	BRIGHT	WASP 	



W W W . M A P E X D R U M S . C O M

Copyright © 2023 Mapex Drums