

# Ecole du Mécanisme

Schule der Technik  
Tägliche Übungen

School of Technics  
Daily exercises

Charles Dancla (1817-1907)

Opus 74

Herausgegeben von Carl Herrmann

Diese Übungen sind ausdrücklich für die Ausbildung der linken Hand komponiert, um den Fingern Unabhängigkeit von einander, Gleichmäßigkeit und Geschmeidigkeit zu geben

*These exercises have been composed expressly for the development of the left hand, with a view of rendering the fingers independent of each other, equal in strength and flexibility*

## Moderato

Man achte auf größte Gleichmäßigkeit, elastisches und kräftiges Aufsetzen der Finger  
*Let the fingers fall on to the strings with strength, flexibility and in perfect time and rhythm*

1. 

2. 

3. 



















35.   

2<sup>te</sup> Lage.....




6<sup>te</sup> Lage      3<sup>te</sup> Lage

Detailed description: This exercise is in G minor (one flat) and common time. It consists of three systems of musical notation. The first system has two measures, each with a slur over a sixteenth-note sequence. The second system has two measures, each with a slur over a sixteenth-note sequence. The third system has two measures, each with a slur over a sixteenth-note sequence, followed by a double bar line and a repeat sign. Fingering numbers (1-4) are placed above notes, and fret numbers (0, 1, 2, 3, 4) are placed below notes. The label '2<sup>te</sup> Lage' is positioned above the second system, and '6<sup>te</sup> Lage' and '3<sup>te</sup> Lage' are positioned below the third system.

36.   

2<sup>te</sup> Lage.....

Detailed description: This exercise is in D major (two sharps) and common time. It consists of three systems of musical notation. The first system has two measures, each with a slur over a sixteenth-note sequence. The second system has two measures, each with a slur over a sixteenth-note sequence. The third system has two measures, each with a slur over a sixteenth-note sequence, followed by a double bar line and a repeat sign. Fingering numbers (1-4) are placed above notes, and fret numbers (0, 1, 2, 3, 4) are placed below notes. The label '2<sup>te</sup> Lage' is positioned above the second system.

37.   

Detailed description: This exercise is in D major (two sharps) and common time. It consists of three systems of musical notation. The first system has two measures, each with a slur over a sixteenth-note sequence. The second system has two measures, each with a slur over a sixteenth-note sequence. The third system has two measures, each with a slur over a sixteenth-note sequence, followed by a double bar line and a repeat sign. Fingering numbers (1-4) are placed above notes, and fret numbers (0, 1, 2, 3, 6) are placed below notes. The label '2<sup>te</sup> Lage' is positioned above the second system.


Den ersten Finger liegen lassen  
*Do not move the first finger.*

41.



2te Lage.....

42.



3te Lage.....

43.

