



The new

# SILENT Brass™

for Tuba and  
Euphonium



PM1X



PM2X



Experience the evolution  
of SILENT Brass™





## **Anticipated Euphonium & Tuba Models Join the New Silent Brass™ Series**

### **Silent Brass™ Concept**

- 1. Superior Sound with Outstanding Presence  
(Brass Resonance Modeling™)**
- 2. Lightweight, Compact Mute**
- 3. External Device Input for Enjoyable,  
Effective Practice**



## Silent Brass™ Concept

### 1. Superior Sound with Outstanding Presence (Brass Resonance Modeling™)

The mute sound characteristics are cancelled



Brass Resonance Modeling™



The sound returns to the player with the characteristics of an open instrument





# Brass Resonance Modeling™

## Superior Sound with Outstanding Presence

**Original Yamaha digital Brass Resonance Modeling™ technology extracts the full, open tone of brass instruments from the muted sound.**

- **The player can forget about the mute and play normally**
- **With the natural sound the player is less likely to over blow or play with unnecessary tension, allowing for the most effective practice.**



**Personal Studio™ STX-2**

### About Brass Resonance Modeling™

**Brass Resonance Modeling™ is a type of digital audio processing technology that can realistically transform the sound of a muted brass instrument into the sound of the open, unmuted instrument. The player hears the full resonance of the instrument rather than the muted sound, and can therefore play freely with minimum stress.**




## **Update of STX into STX-2 for all instruments**

**Data for euphonium/tuba is added to the Personal Studio**

**Earphones/Headphones with 4-contact mini plugs (terminal of earphones with microphone for smart phones) become available.**

**Connection of AUX IN connector and PHONE connector at the same time become possible.**

**Monaural plugs become available**



**4 contact mini plugs**





## **Silent Brass™ Concept**

### **2. Lightweight, Compact Mute**





## The new Pickup Mute is designed to be :

- significantly smaller and lighter to improve the balance
- same muting efficiency
- stable pitch over a wide range and unrestricted air flow



## Reduction ratio to previous model :

### PM1X:

**Size: approx. -54%** (335× 695 mm)

**Weight: approx. -38%** (now 1,8 kg)

### PM2X:

**Size: approx. -47%** (210× 395 mm)


**Weight approx. -6%** (now 0,75kg)





# SILENT Brass™

for Tuba and Euphonium



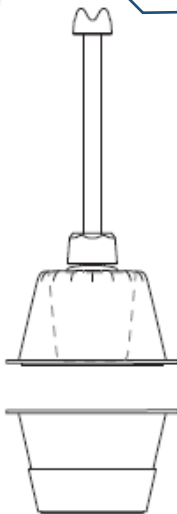
## Assembled

**Adjustable Rod**  
Adjusts the position of mute head.

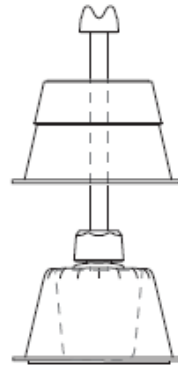
**Knob**  
Secures the adjustable rod.



**Head**  
A microphone picks up the sound. Pitch can be adjusted by moving head position.



**Silicon Ring**  
Connects Body A/B and prevents from the mute touching the bell.



## Disassembled



**Belt**  
To prevent the mute from falling out



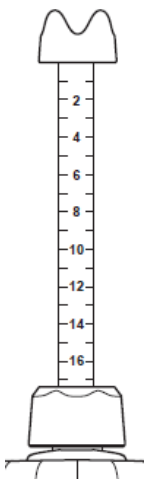




## Adjustable Pitch and Playing Feel One Mute for Bb, C, Eb, and F Tubas

**An adjustable rod allows the position of the mute head to be varied to achieve the desired pitch response and playing feel.**

**The player can adjust the mute to fit different bell sizes and match their own pitch and playing feel preferences, this allows the same tuba mute to be used with Bb, C, Eb, and F Tubas**



Key	Scale
Bb	4 - 6
C	9 - 11
Eb	11 - 13
F	15 - 16

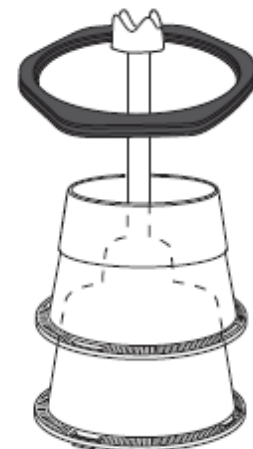
scale markings on PM1X only



## Disassemble to Compact Size

**The disassembled mute body halves can be stacked for compact storage.**

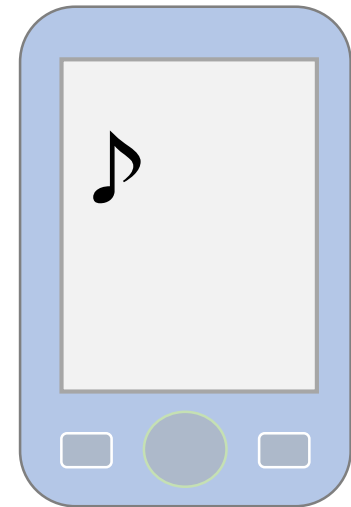
- **The instrument may fit in roomy soft cases with the mute installed. The customer will need to confirm this independently.**
- **Only for YEP-842S and YEP-642 the mute fits into the hardcase. For tuba it is slightly too long but will fit in most gig bags.**





## **Silent Brass™ Concept**

### **3. External Device Input for Enjoyable, Effective Practice**



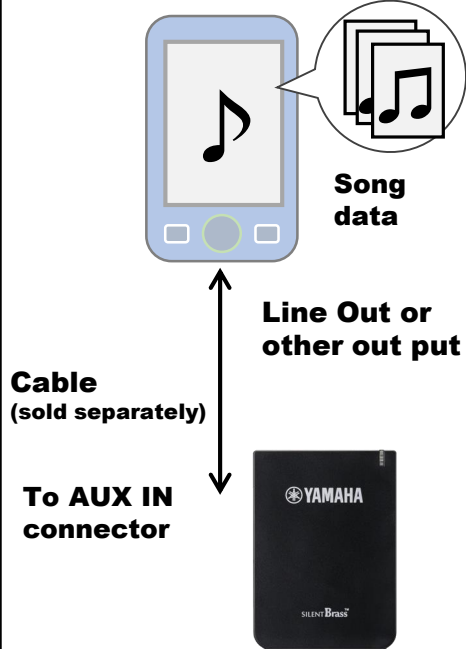


## External Device Input for Enjoyable, Effective Practice

### Connect to an Audio Player

play with favorite tunes, or practice with minus-one backing track data.

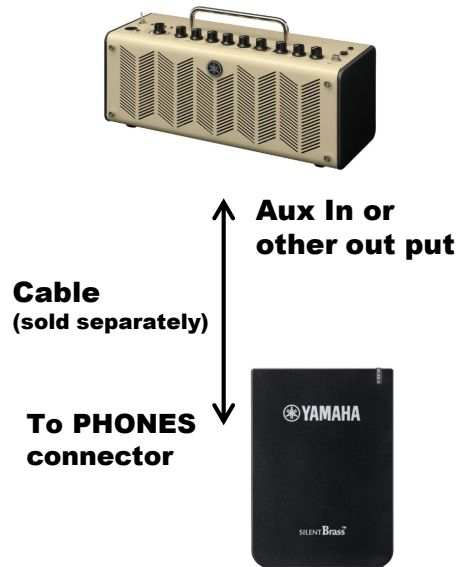
Audio player/ Smart phones with audio playback capability



### Connect to a Speaker with built-in Amplifier (THR)

Connect to THR and play with effected sound.

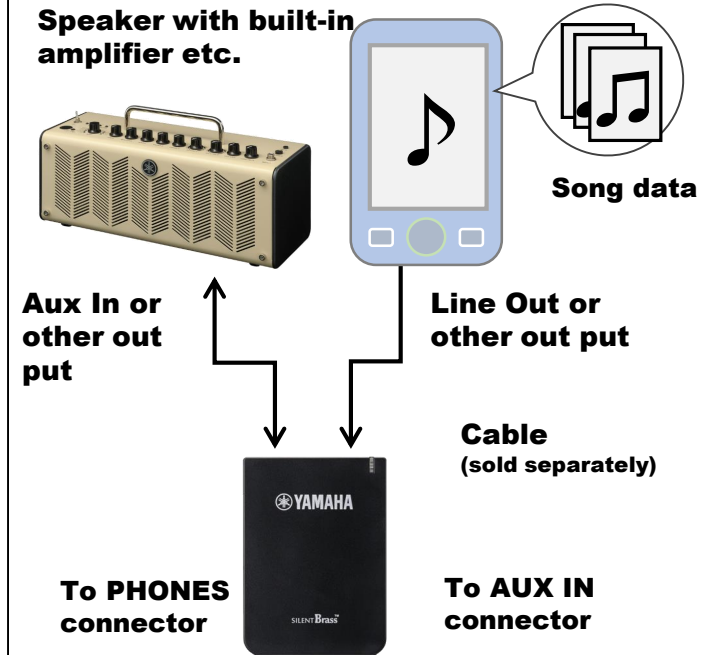
Speaker with built-in amplifier etc.



### Connect to an Audio Player and a Speaker with built-in Amplifier

Play along with backing track from an audio player and provide the sound from a speaker.

Speaker with built-in amplifier etc.





**Available from September 2016**